



Participatory cum Community-Based Disease Surveillance Model

Android Mobile App and MIS Portal

(User Manual-Web Admin Panel)

Submitted by



Indev Consultancy Pvt. Ltd.
Vikas Plaza, Third Floor, Kalkaji
New Delhi 110019
Contact: +91 11 4905 0111

Email:

Contact@indevconsultancy.com

URL: <http://indevconsultancy.com/>

Date of Submission:

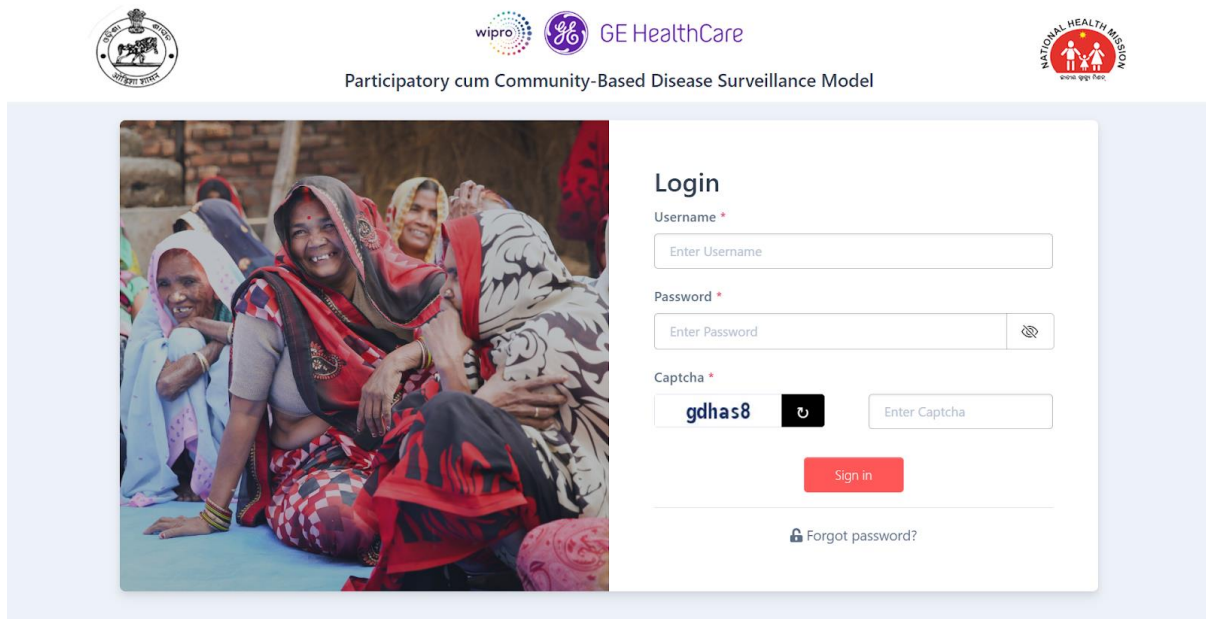
17th Jan 2024



Contents

Login of Administrator Panel.....	3
Dashboard/ Home Screen	4
Issue Report List	6
Admin.....	Error! Bookmark not defined.

Login of Administrator Panel



Above the first view of the login panel of the administrator. This can be logged in by the following credentials:

Username: kpraveen@path.org

Password: xxxxxxx@PcCdS

URL: <https://pccds.indevconsultancy.in>



Dashboard/ Home Screen

Home Screen/ Dashboard – Admin can see the District, Block, Village and Symptom reported count. It has eight types of dashboard - **Reporting Source, Status of Reported Symptom, User Covered, Symptom Reported Occupation Wise, Symptom Reported Block Wise and Diseases Status in Map**

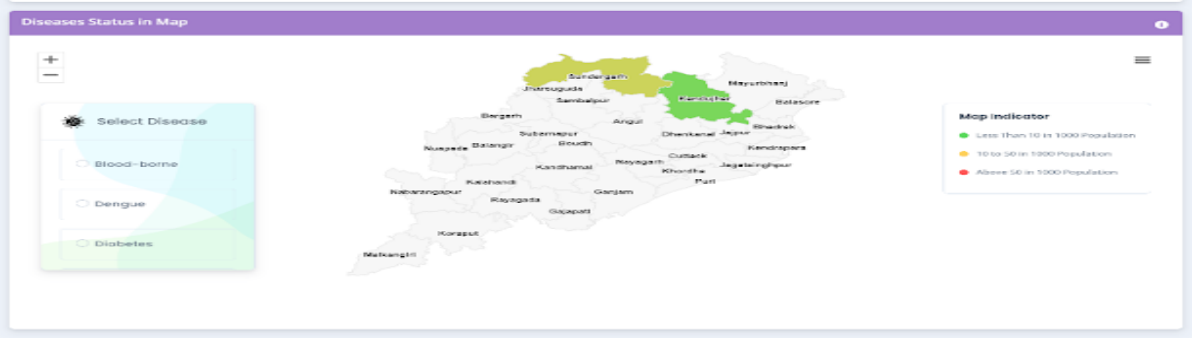
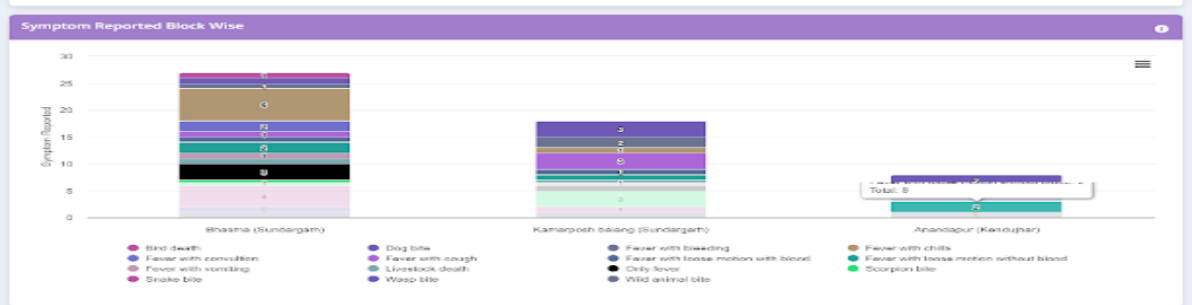
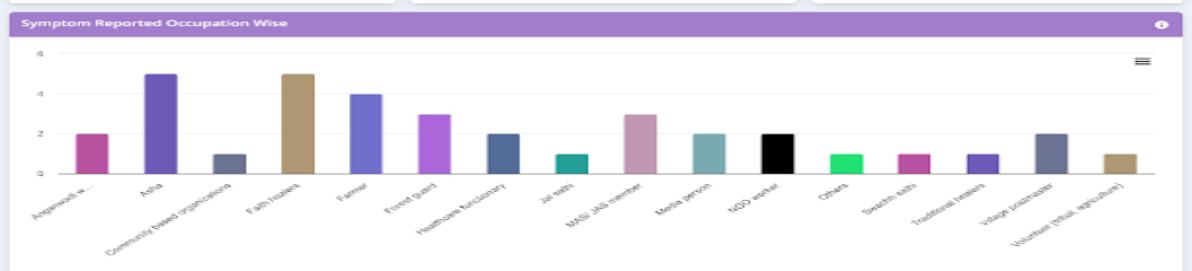
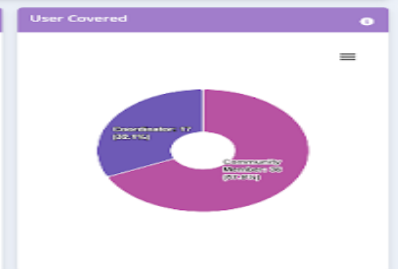
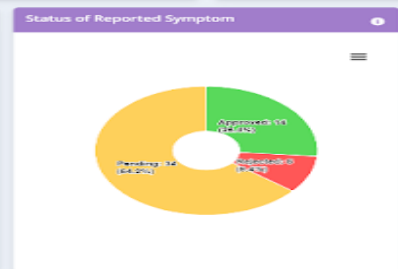
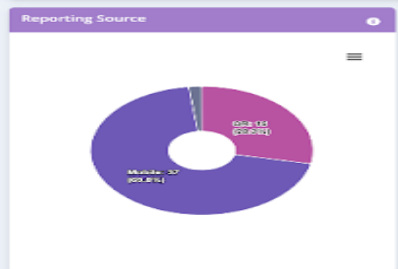


Participatory cum Community-Based Disease Surveillance Model

Dashboard Issue User Coordinator Master Admin

Select District: [v] Select Block: [v] Select Village: [v] From Date: [v] To Date: [v] Search [v] Reset [v]

District: 2
Block: 11
Village: 29
Symptom Reported: 53
Acted On: 14




Issue Report List

Admin can see the list of issue with the help of filter and export his data.



Participatory cum Community-Based Disease Surveillance Model

Dashboard Issue User Coordinator Master Admin 

Issue Report List Home / Issue Report List

Select Symptom

Select Reporting Source

Issue Status

Search

Reset

Total Issue Report (s): 53

S. No.	Reported By	Symptom	Location	Mobile No.	Reported Date	Reporting Source	Status	Action
1	Rishab	Snake bite	Sundargarh	9090909090	17-01-2024	Mobile	● Approved	👁
2	Nitin	Fever with chills	Sundargarh	8598989898	17-01-2024	QR	● Approved	👁
3	Monu Sharma	Fever with cough	Sundargarh	7466938842	17-01-2024	QR	● Approved	👁
4	Aarohi	Fever with loose motion with blood	Kendujhar	6565656565	16-01-2024	Mobile	● Approved	👁
5	Sohan	Fever with chills	Kendujhar	6252525252	16-01-2024	QR	● Approved	👁
6	Werw	Wild animal bite	Kendujhar	9867378453	16-01-2024	QR	● Pending	👁
7	Rajan Bhai	Fever with cough	Sundargarh	8563985163	16-01-2024	QR	● Pending	👁
8	Ranjan Kumar	Fever with loose motion without blood	Sundargarh	9867378454	16-01-2024	QR	● Pending	👁
9	Ranjan Kumar	Fever with loose motion without blood	Sundargarh	9867378454	16-01-2024	QR	● Pending	👁
10	Ranjan Kumar	Only fever	Kendujhar	9867378454	16-01-2024	QR	● Pending	👁

Export To CSV

Show 10 Entries

Total Pages: 6
1
2
3
▶
▶▶

And see the issue details, click on the eye icon –



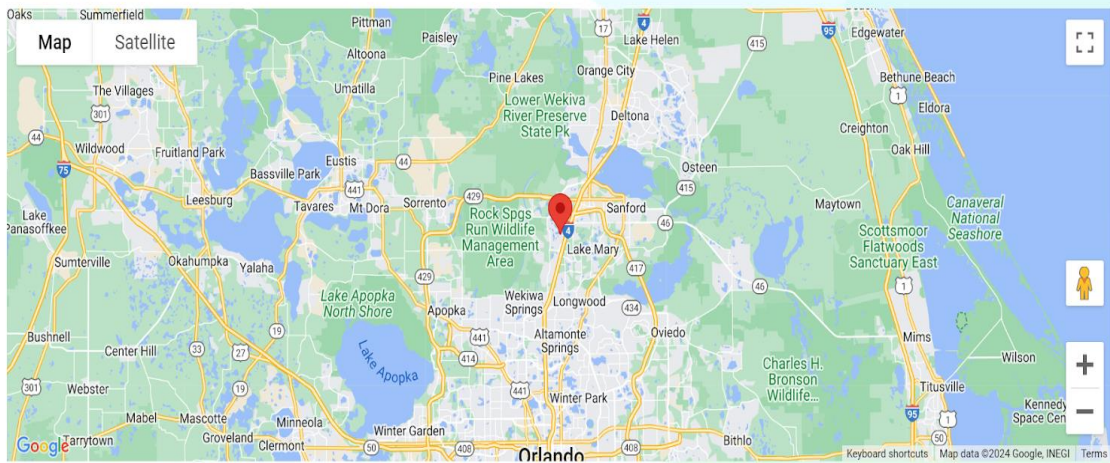
Participatory cum Community-Based Disease Surveillance Model

View Issue Report

Home / Issue Report List / View Issue Report


Symptom	: Fever with loose motion with blood	State	: Odisha
Reported By	: Aarohi	District	: Kendujhar
Mobile No.	: 6565656565	Block	: Barbil
Reporting Source	: Mobile	Village	: Camp of b.k.mohanty
Status	: ● Approved	Verification	: Call 📞
No. of Affected People	: 2	Lab Test	: Completed
Issue Description	:		


Issue Reported From




User List - Admin can see the list of users with the help of filter and export his data.


Admin can delete the user from user list.





Participatory cum Community-Based Disease Surveillance Model













Dashboard Issue User Coordinator Master ▾
Admin 


User List

Home / User List

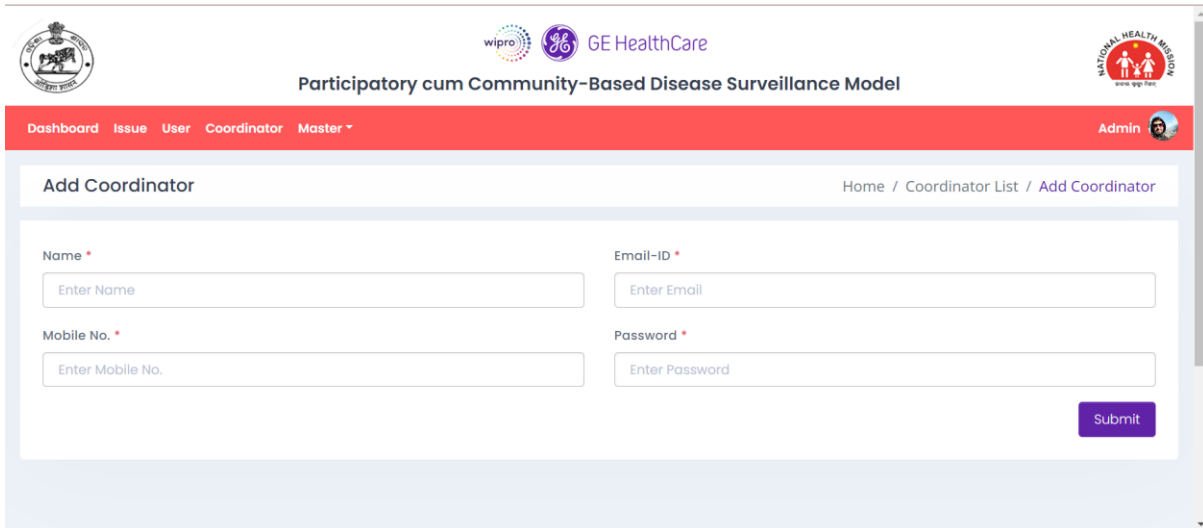
Search
Reset

Total User (s): 16

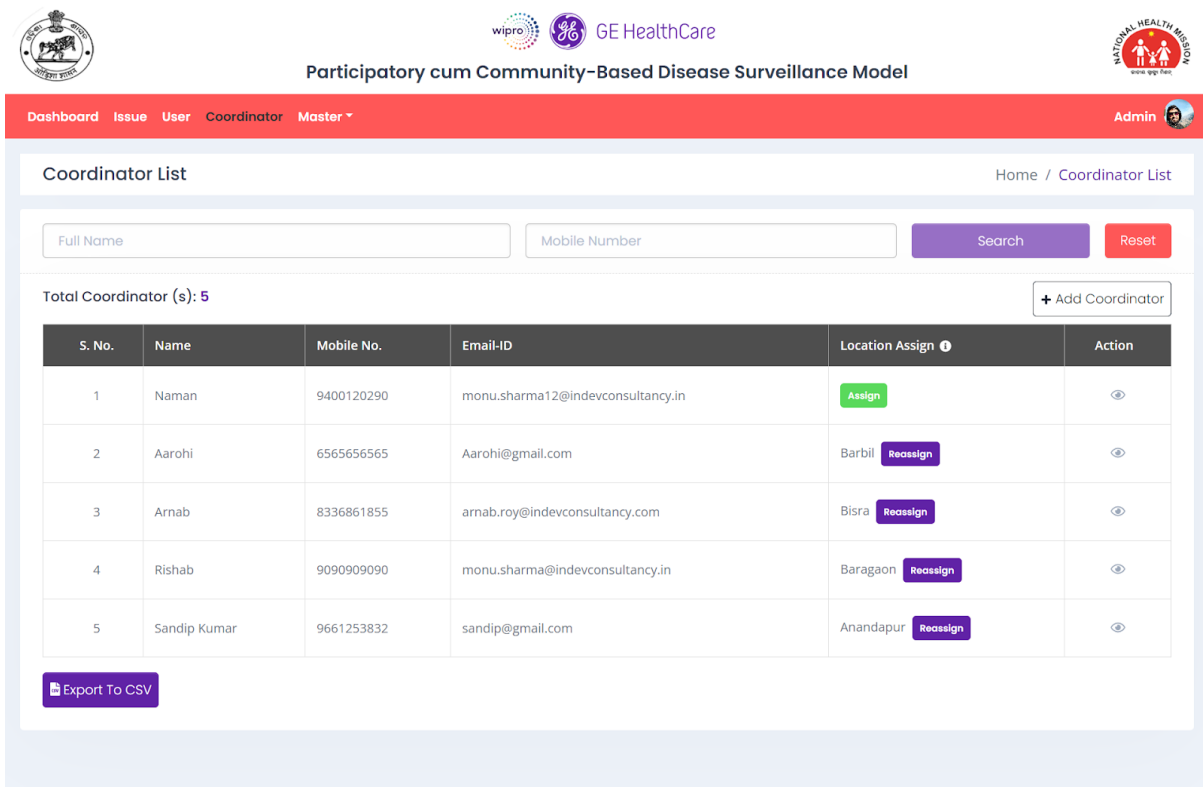
S. No.	Name	Mobile No.	Action
1	Tikesh	+91 9405514335	
2	Nitin	+91 8598989898	
3	Test	+91 7575757575	
4	Sohan	+91 6252525252	
5	Werw	+91 9867378453	
6	Rajan Bhai	+91 8563985163	
7	Ranjan Kumar	+91 9867378454	
8	Gagan	+91 9696969696	
9	Aarav	+91 8089898989	
10	Divya Dwivedi	+91 9026321057	

 Export To CSV
Show Entries
Total Pages: 2 1 2 > >>

Add Coordinator – Admin can add the coordinator and assign the location for it.



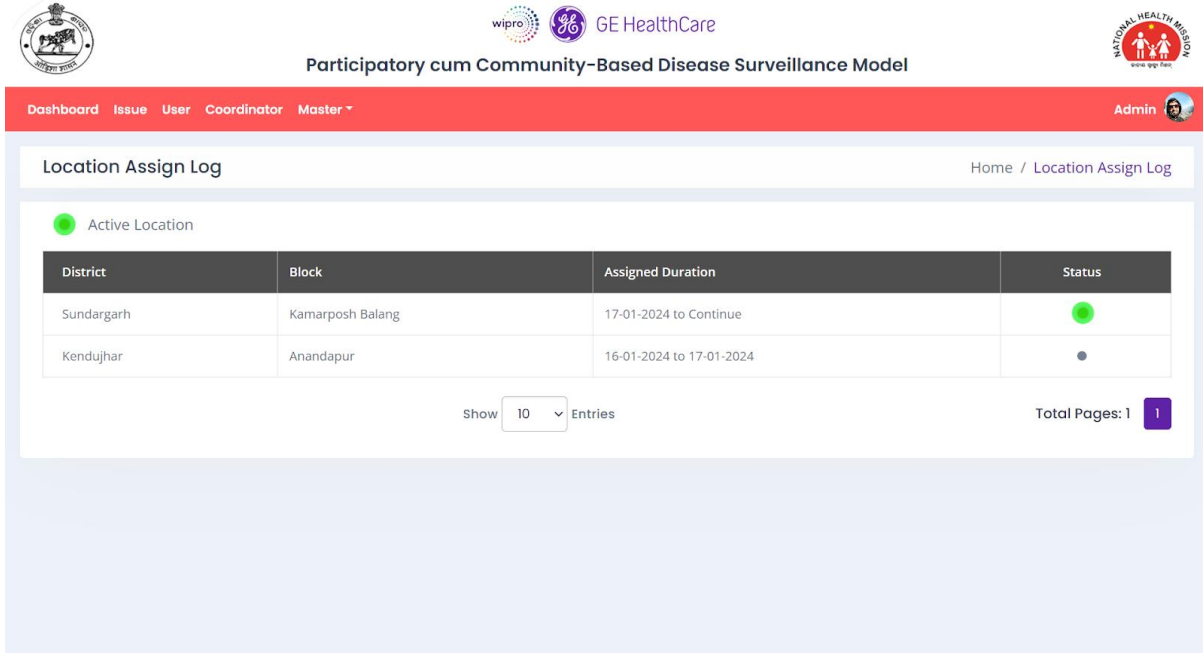
The screenshot shows the 'Add Coordinator' form. At the top, there are logos for the Government of India, Wipro, GE HealthCare, and the National Health Mission. The page title is 'Participatory cum Community-Based Disease Surveillance Model'. The navigation bar includes 'Dashboard', 'Issue', 'User', 'Coordinator', 'Master', and 'Admin'. The breadcrumb trail is 'Home / Coordinator List / Add Coordinator'. The form has four input fields: 'Name *', 'Email-ID *', 'Mobile No. *', and 'Password *'. A 'Submit' button is located at the bottom right of the form.



The screenshot shows the 'Coordinator List' page. At the top, there are logos for the Government of India, Wipro, GE HealthCare, and the National Health Mission. The page title is 'Participatory cum Community-Based Disease Surveillance Model'. The navigation bar includes 'Dashboard', 'Issue', 'User', 'Coordinator', 'Master', and 'Admin'. The breadcrumb trail is 'Home / Coordinator List'. There are search filters for 'Full Name' and 'Mobile Number', along with 'Search' and 'Reset' buttons. Below the filters, it says 'Total Coordinator (s): 5' and '+ Add Coordinator'. A table lists the coordinators with columns for S. No., Name, Mobile No., Email-ID, Location Assign, and Action. An 'Export To CSV' button is located below the table.

S. No.	Name	Mobile No.	Email-ID	Location Assign	Action
1	Naman	9400120290	monu.sharma12@indevconsultancy.in	Assign	👁
2	Aarohi	6565656565	Aarohi@gmail.com	Barbil Reassign	👁
3	Arnab	8336861855	arnab.roy@indevconsultancy.com	Bisra Reassign	👁
4	Rishab	9090909090	monu.sharma@indevconsultancy.in	Baragaon Reassign	👁
5	Sandip Kumar	9661253832	sandip@gmail.com	Anandapur Reassign	👁

Location Assign Log – Admin can see the active or not active location.

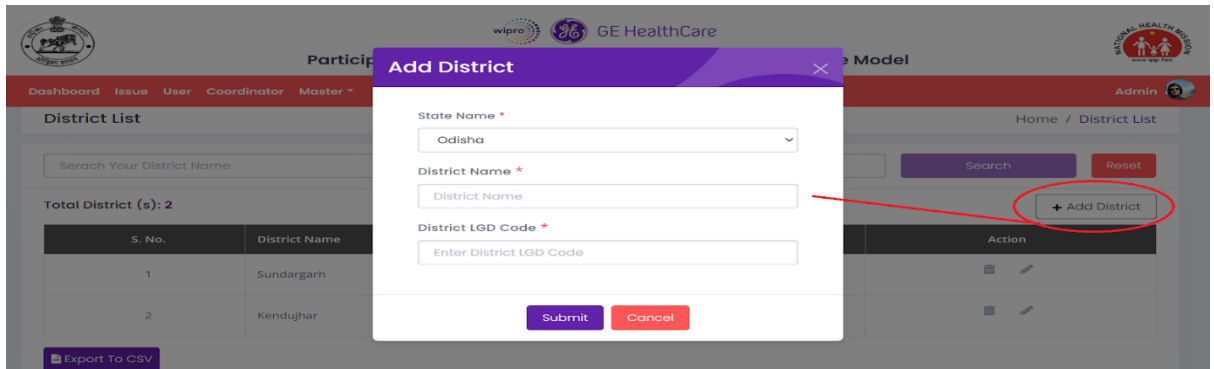


The screenshot shows a web application interface for the "Participatory cum Community-Based Disease Surveillance Model". The header includes logos for Wipro, GE HealthCare, and National Health Mission. The navigation bar contains "Dashboard", "Issue", "User", "Coordinator", "Master", and "Admin". The main content area is titled "Location Assign Log" and features a filter for "Active Location". A table lists two entries with columns for District, Block, Assigned Duration, and Status. The first entry for Sundargarh is active, while the second for Kendujhar is inactive. The interface also includes a pagination control showing "10" entries and "Total Pages: 1".

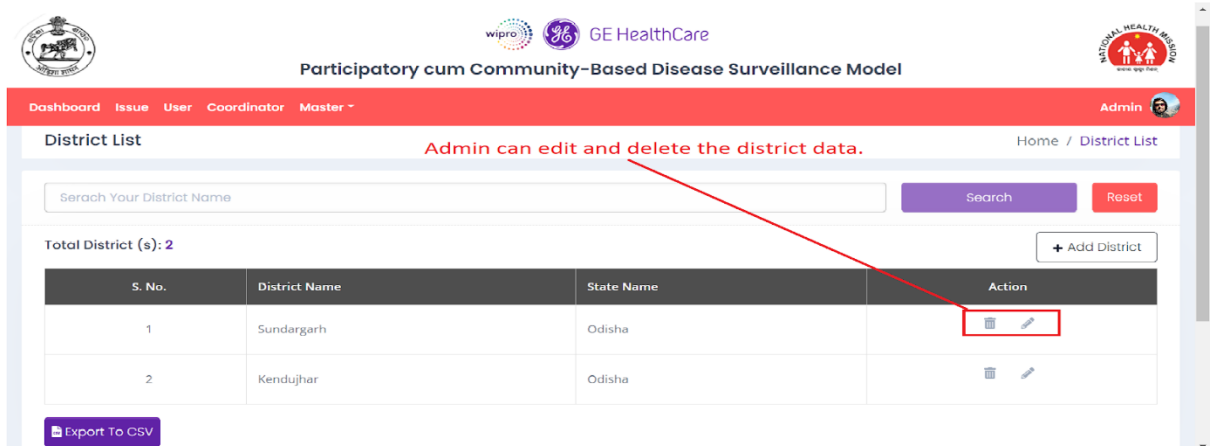
District	Block	Assigned Duration	Status
Sundargarh	Kamarposh Balang	17-01-2024 to Continue	Active
Kendujhar	Anandapur	16-01-2024 to 17-01-2024	Inactive

Master – It has 6 parts.

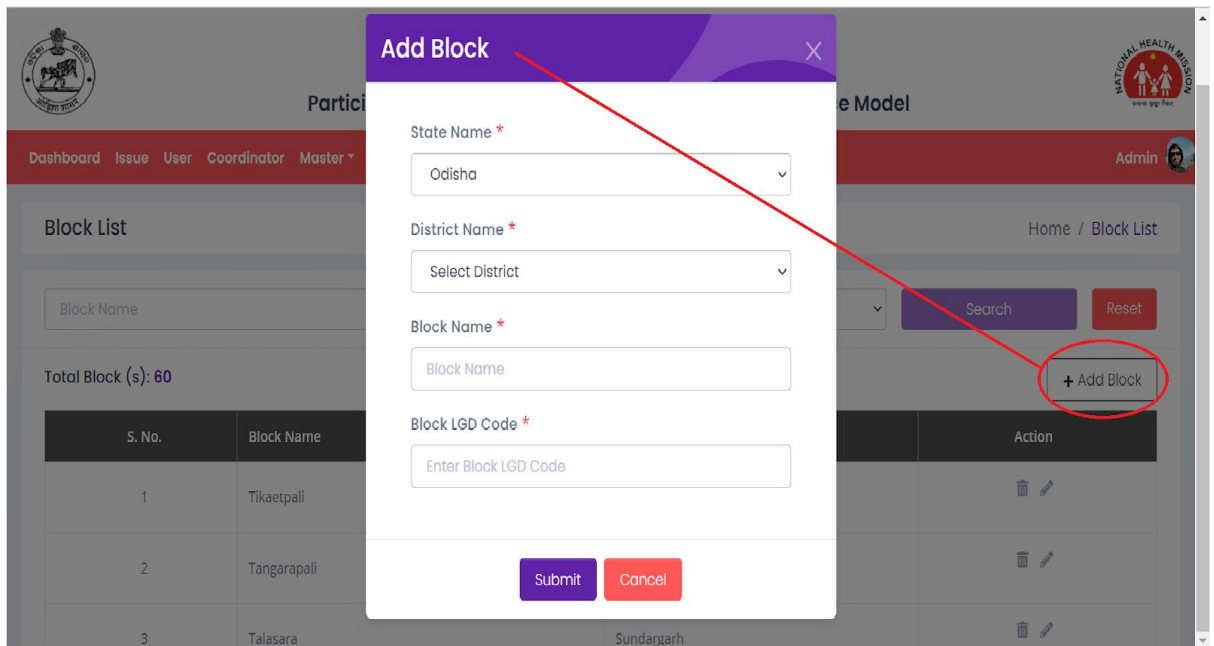
1. District – Admin can add the district for odisha state.



Admin can delete the district and edit the district details.



2. Block – Admin can add the block.



The screenshot shows a web application interface for managing blocks. A modal window titled "Add Block" is open, allowing an administrator to create a new block. The modal contains the following fields:

- State Name * (Dropdown menu with "Odisha" selected)
- District Name * (Dropdown menu with "Select District" selected)
- Block Name * (Text input field)
- Block LGD Code * (Text input field)

At the bottom of the modal are "Submit" and "Cancel" buttons. In the background, the "Block List" page is visible, showing a table of existing blocks and a "+ Add Block" button circled in red.

S. No.	Block Name
1	Tikaetpali
2	Tangrapali
3	Talasar

Admin can delete the block and edit the block details.



The screenshot displays the "Block List" page. At the top, there is a navigation bar with "Dashboard", "Issue", "User", "Coordinator", and "Master" menus. The page title is "Participatory cum Community-Based Disease Surveillance Model". Below the navigation bar, there is a search bar and a "Block List" table. A red arrow points from the text "Admin can edit and delete the block data." to the edit and delete icons in the "Action" column of the first row.

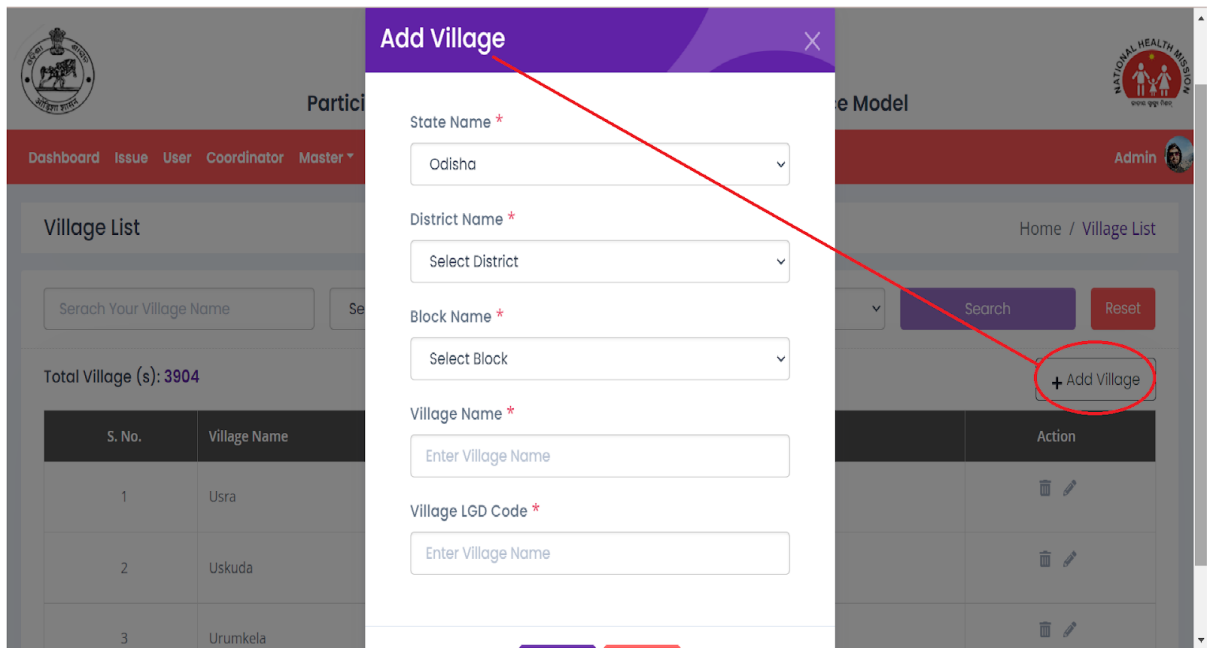
Block List

Block Name: [Text Input] Select District: [Dropdown] Search [Button] Reset [Button]

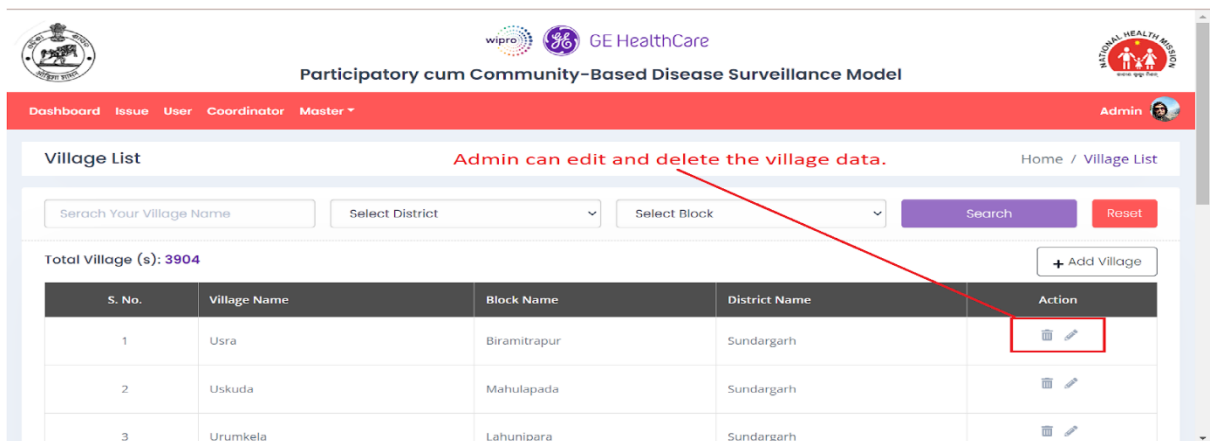
Total Block (s): 60 + Add Block [Button]

S. No.	Block Name	District Name	Action
1	Tikaetpali	Sundargarh	[Edit] [Delete]
2	Tangrapali	Sundargarh	[Edit] [Delete]
3	Talasar	Sundargarh	[Edit] [Delete]

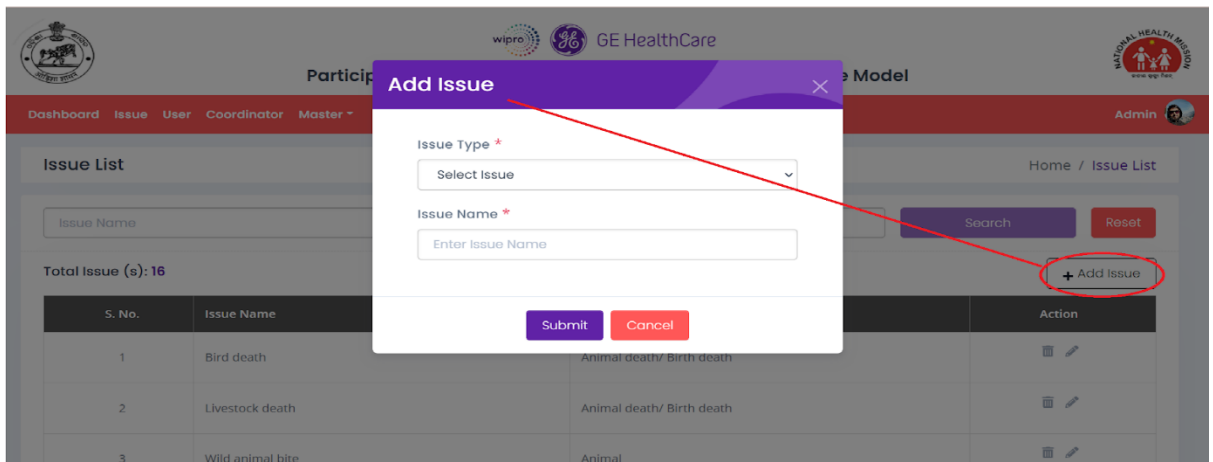
3. Village – Admin can add the village.



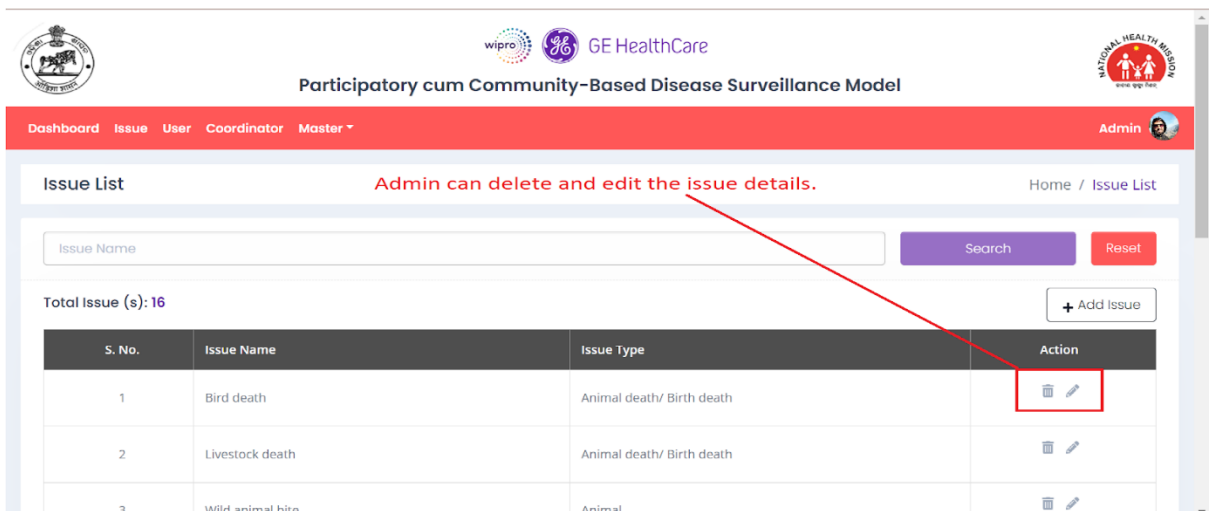
Admin can delete the village and edit the village details.



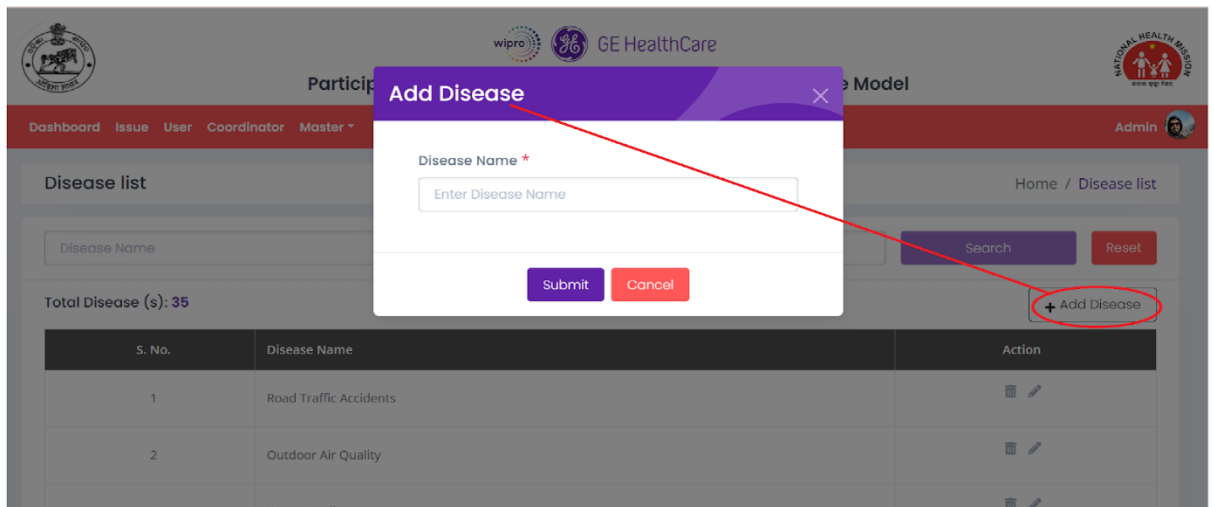
4. Issue – Admin can add the Issue.



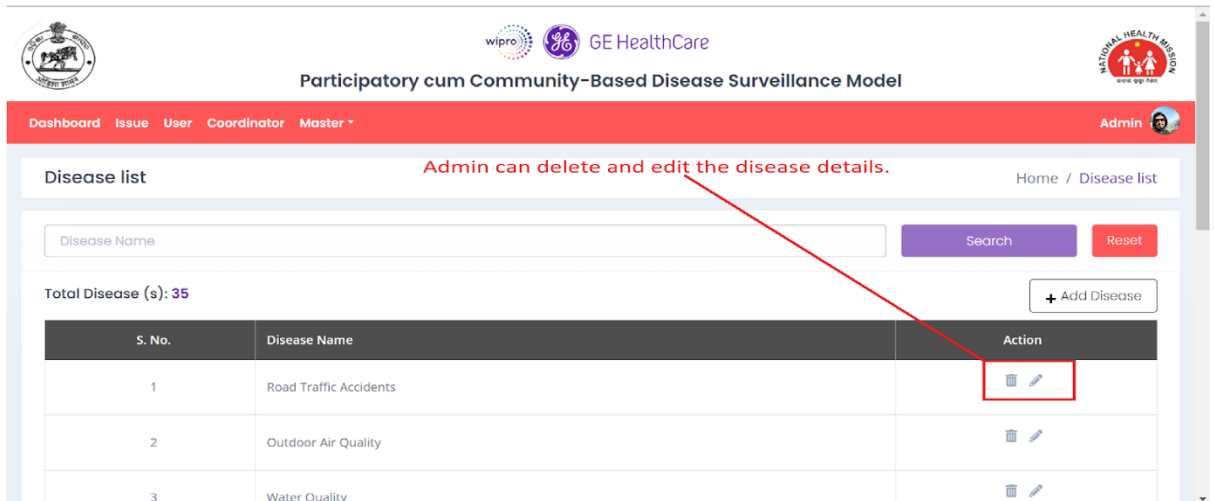
Admin can delete the issue and edit the issue details.



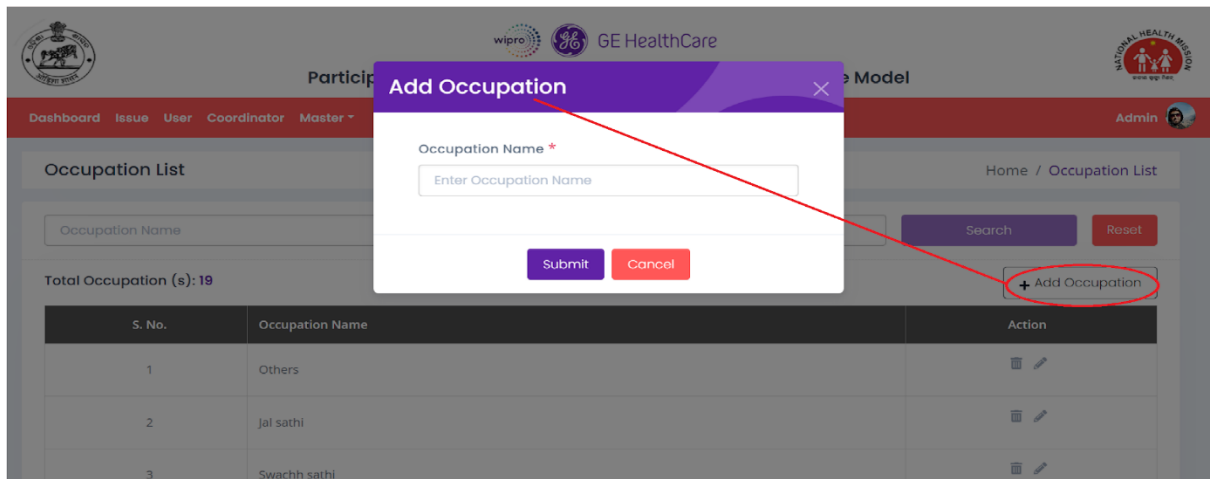
5. Disease – Admin can add the Disease.



Admin can delete the disease and edit the disease details.



6. Occupation – Admin can add the Occupation.



Admin can delete the occupation and edit the occupation details.



